



Do what matters

# Consolidate your business intelligence landscape with Power BI

The information provided in this document is for informational purposes only and does not create a business or professional services relationship between you and Avanade. The information in this document is provided on an "as-is" basis, with no warranty; it is not necessarily complete, or up to date, and is subject to change without notice. Any use you make of the information in this document is at your own risk.

# Executive Summary

In today's data-driven landscape, organizations rely heavily on data visualization tools to be a window into their organization. These tools have proven invaluable to make complete diagnostic, descriptive and predictive analytics available, helping the spectrum of data-novices to data-savvy experts investigate and tell a story with data.

These tools can be deployed in many different ways to drive value – from a role or user specific level all the way through to being deployed across entire organizations. The importance focuses on improving employee efficiency and productivity, irrespective of role and department, to lower organizational risk through better and quicker identification of risks and to identify new sales or revenue opportunities through better analysis of an organizations' data assets.

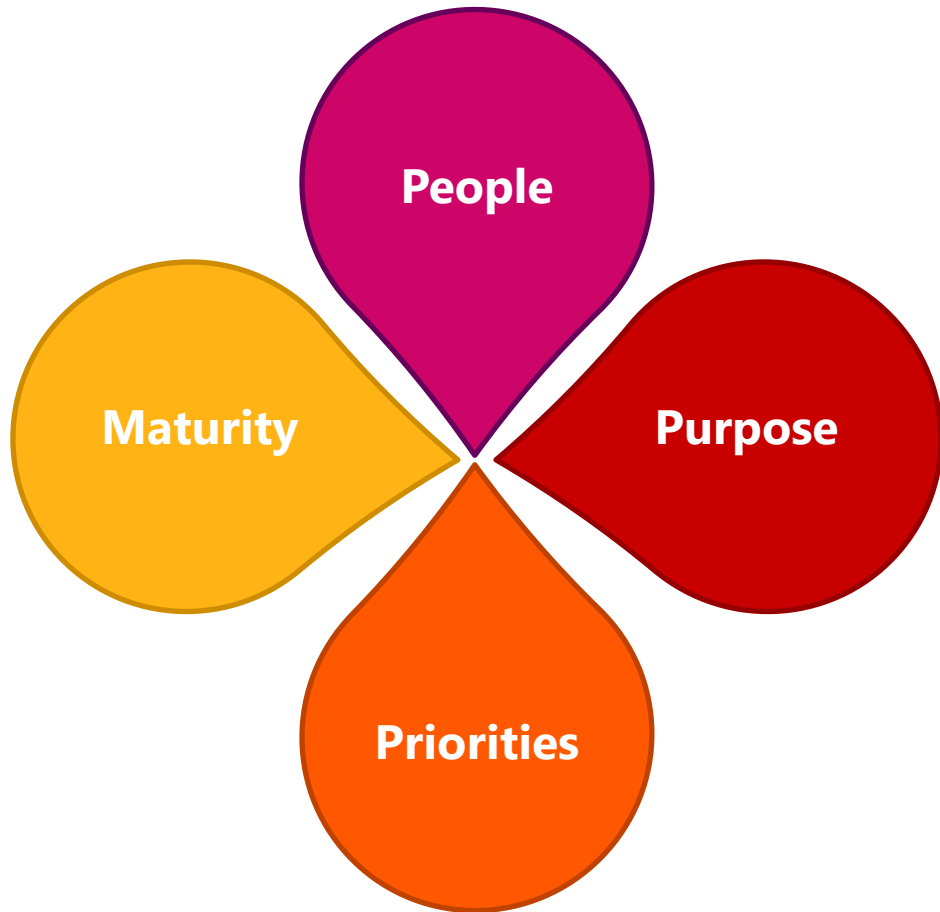
The success of business intelligence implementation projects has led to a proliferation of available BI solutions, from Tableau, MicroStrategy, Qlik Sense, Oracle Business Intelligence Enterprise Edition (OBIE) and Microsoft's Power BI. With this proliferation, many organizations have implemented multiple BI solutions.

This paper explores the strategic move of migrating from non-strategic business intelligence tools to the market leading Microsoft Power BI platform.

**“Complexity is your enemy.  
Any fool can make something  
complicated. It is hard to keep  
things simple.”**

**- Richard Branson**

# Why organizations have multiple BI systems



There are many reasons why organizations might have a fragmented BI estate, consisting of multiple overlapping tools:

<b>People</b>	<ul style="list-style-type: none"><li>• Leadership, or lack of, that allowed a fragmented BI estate</li><li>• Individual personal preferences within departments and teams</li><li>• A lack or lateness of implementing complete internal governance</li><li>• Independence with a non-federated IT operating model</li></ul>
<b>Maturity</b>	<ul style="list-style-type: none"><li>• Quality and completeness of an organization-wide data strategy.</li><li>• Non-alignment of IT strategy to organizational strategic needs.</li><li>• Budget, or lack of in certain departments, leads to cheaper or lower quality tools in some entities or departments.</li><li>• The availability of a single complete tool that meets all needs</li></ul>
<b>Priorities</b>	<ul style="list-style-type: none"><li>• One team, or department, needing to go it alone initially</li><li>• Mergers and acquisitions of end customers who had different BI estates prior</li><li>• Project specific needs</li></ul>
<b>Purpose</b>	<ul style="list-style-type: none"><li>• The capabilities of one carefully selected BI tool has not kept up with user needs and wants over time</li><li>• Certain capabilities available from a BI tool are not as strong as other BI tools</li><li>• Mergers and acquisitions between BI tool providers themselves has changed the end-customer internal estates</li><li>• Certain non-BI core technology providers (e.g., ERP) having bolt-on BI offerings that have extended across an organization over time</li></ul>



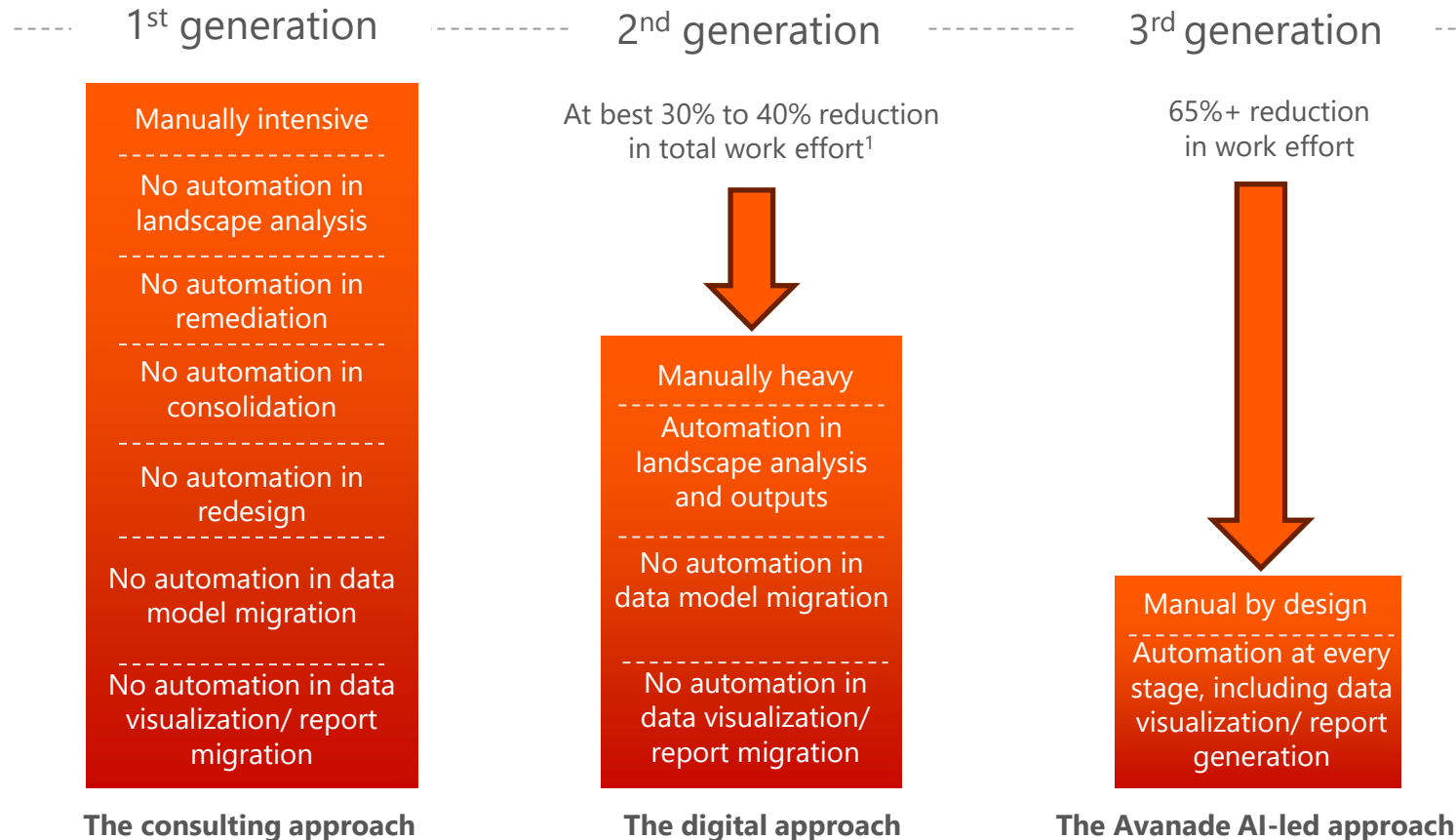
# Why consolidate to Power BI?

Microsoft Power BI continues to be ranked and rated by technology analysts and customers as the leading business intelligence tool available on the market today. While its technical capabilities alone provide a compelling reason to choose Power BI, here are some additional reasons why organizations are seeking to consolidate their BI estates to this single tool:

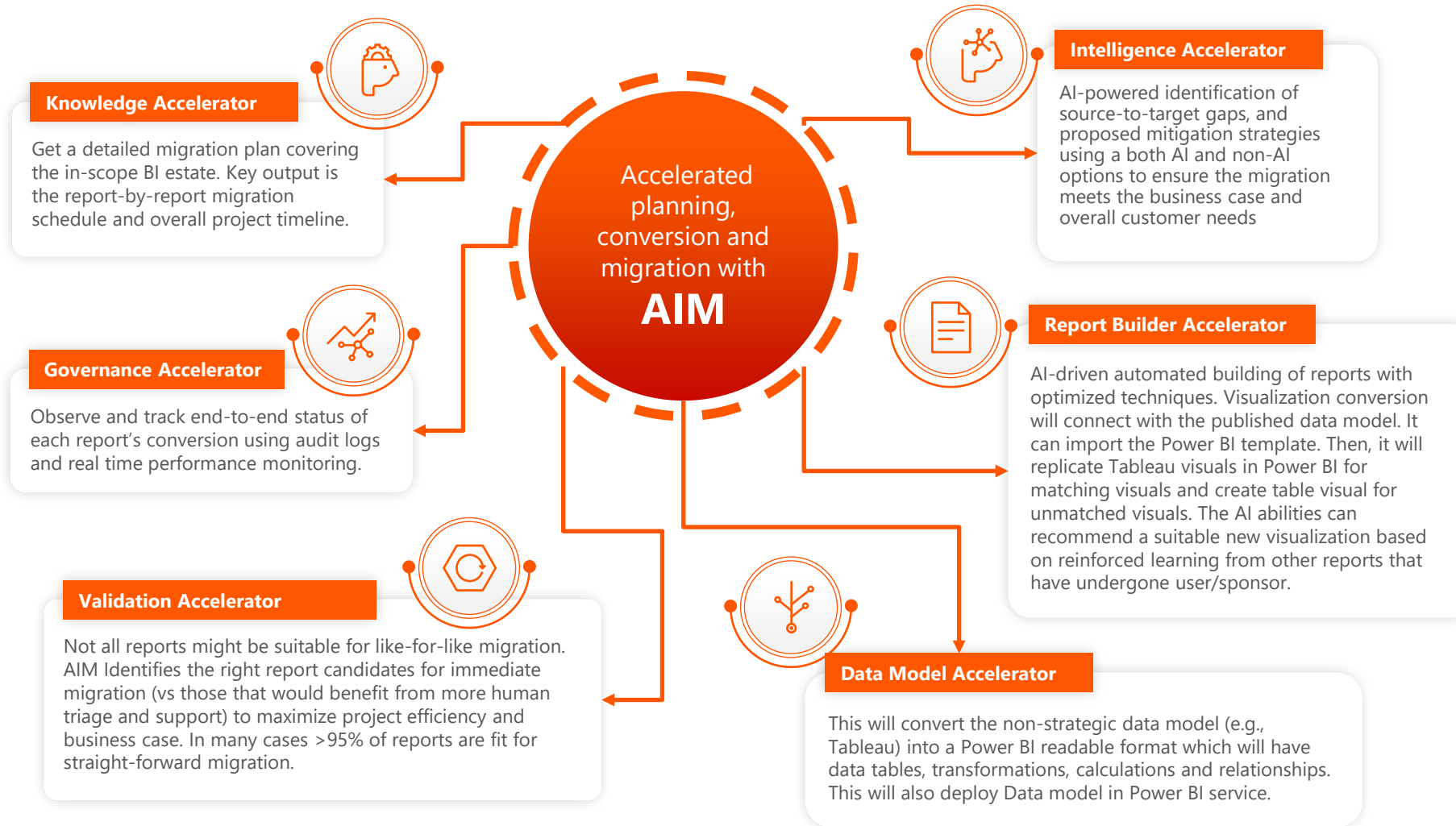
<b>Business Case</b>	<ul style="list-style-type: none"><li>• Power BI can be up to 7x cheaper than other BI tools.</li><li>• With the use of Microsoft Azure Consumption Commitments (MACC), enterprise clients can avail of discounts for Power BI as part of the wider MACC agreement.</li><li>• Investment to modernize from a fragmented BI estate to a single Power BI could be available from Microsoft and Avanade to expedite the business case's realization.</li></ul>
<b>Microsoft AI</b>	<ul style="list-style-type: none"><li>• The inclusion of Artificial Intelligence Copilots into Power BI aids users in significant ways:<ul style="list-style-type: none"><li>• New low-code/ no-code interfaces open-up the platform to be used by non-technical staff, who can be guided and quickly learn how to use Power BI.</li><li>• Users can complete analytics by interacting in over 100 human languages.</li><li>• Interoperability with Microsoft Purview (Data &amp; AI Governance) and Microsoft Security.</li></ul></li><li>• Power BI benefits from the interoperability of Microsoft's continued AI investments and suite.</li></ul>
<b>Microsoft Fabric</b>	<ul style="list-style-type: none"><li>• This next-generation intelligent data platform incorporates Power BI as a workload, meaning a seamless experience is enjoyed and available with no hidden costs or IT work.</li><li>• The OneLake foundation of Microsoft Fabric enables data silo's to be eliminated with strict data governance and controls, which allows Power BI to be used across all allowed organizational data.</li><li>• Low-code interfaces help users build applications and automations that can drive business processes based on insights found in Microsoft Fabric and reporting delivered in Power BI.</li></ul>
<b>People</b>	<ul style="list-style-type: none"><li>• This next-generation intelligent data platform incorporates Power BI as a workload, meaning a seamless experience is enjoyed and available with no hidden costs or IT work.</li><li>• The OneLake foundation of Microsoft Fabric enables data silo's to be eliminated with strict data governance and controls, which allows Power BI to be used across all allowed organizational data.</li><li>• Low-code interfaces help users build applications and automations that can drive business processes based on insights found in Microsoft Fabric and reporting delivered in Power BI.</li></ul>

# Migrating to Power BI

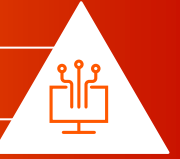
There has been a standard 1st generation approach to migrating from a non-strategic BI tool to Power BI. This was manual in nature. Leading partners modernized this approach to support a 2nd generation with minor levels of automation. Today, in this whitepaper, Avanade unveils a new 3rd generation of migration approach that can automate the vast majority of the work required, reducing costs by over 60%.



# AI-driven migration ('AIM')



## Other AIM Features

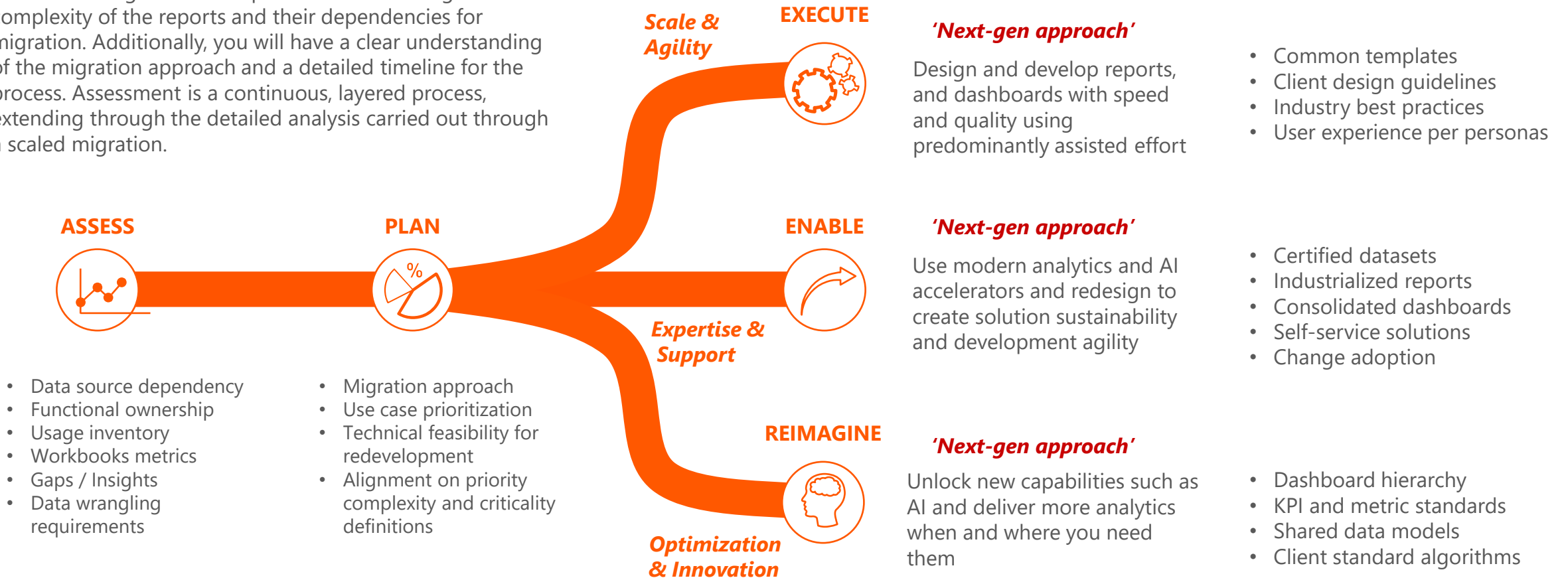


- Simple user interface where files (e.g., Tableau .tbw) are uploaded or 'dragged and dropped', which starts the migration cycle of assessment, testing conversion and report production
- Intelligent data source mapping to design and develop the ideal and succinct new data model
- Individual report complexity generator fine tuned based on AIM's standards
- FinOps insight on the estimated Azure AI costs to complete the complete migration. This helps with any Avanade/ Microsoft investment requests.
- Unlimited report throughput, but we recommend customers to limit to 500 reports per month to prevent UAT overload

**All embedded into one unique tool**

# Unlocking the benefits of BI consolidation

As the initial activities of the 'Assessment and Plan' phase are completed, you will gain a comprehensive understanding of the non-strategic BI landscape. This includes insights into the complexity of the reports and their dependencies for migration. Additionally, you will have a clear understanding of the migration approach and a detailed timeline for the process. Assessment is a continuous, layered process, extending through the detailed analysis carried out through a scaled migration.



# Headline migration methodology

The use of AI driven migration will bring unprecedented efficiencies and velocity to migration and deliver incremental business value.

Program governance will then steer the migration to success and leverage a migration command center comprising of certified, skilled practitioners to deliver with confidence.

A wave-based approach enables delivery of incremental business value, optimizing efficiency and velocity.

A comprehensive User Training and User Communications plan should build confidence in the migration plan and facilitate on-time completion of Acceptance Tests and Report Adoption.



## Assessment

- Reports inventory
- Migration strategy
- Wave-based migration plan
- High-level technical architecture
- Revalidation of complexity and estimates
- Communications strategy and user training plan
- Report owners map
- Migration solution in ENG



## Pilot

- Validated migration strategy by complexity
- POC test results
- Migration solution ready for UAT
- Operational support procedures
- Migration runbook
- Migration test cases
- Detailed technical architecture

Wave backlog



## Plan & Analysis

- Detailed wave plan
- Reports gap analysis
- Fallout plan



## Conversion

- Converted and remediated report
- User training materials

Build Complete



## Validation

- Validated report
- Validation test results for data, visuals, and performance
- Migration summary
- Migration runbook

Weekly/Monthly Release to Acceptance




## Acceptance

- Acceptance defect log
- Retest results
- Acceptance logs
- Updated migration summary/audit trail

MIGRATION WAVE

## Go Live



## Hypercare

- Reports with no S1-3 defects
- Incident and problem reports
- Operational runbook

## Example KPIs

- Reports burndown by geo, business group
- Velocity and throughput
- Automation efficiency
- Migration cycle time
- #Defects per report by complexity
- Defect injection in prod
- Average acceptance time
- Response and resolution times
- User trainings per plan%
- NPS



# Governance and security

For such a highly visible project, flawless project governance should be the objective. It encompasses a set of structured activities that guide decision-making, risk management and stakeholder engagement.

## Migration status reports

Migration status reports serve as the project's pulse. These reports provide transparency, enabling informed decisions and timely course corrections.

## RAID logs and dependency tracking

Capturing migration risks, assumptions, issues, and dependencies is essential. Interdependencies between tasks can significantly impact the project timeline and further complicated by general gaps in internal BI documentation and governance.

## Updated migration plan

A dynamic migration plan adapts to changing circumstances. Regular updates incorporate lessons learned, stakeholder feedback and emerging risks.

## Security process and dashboard access audit log

Security is paramount. The audit log tracks access to sensitive information, ensuring compliance with security needs, policies and guidelines.

## Resource and capacity plan

Resource allocation is a delicate balancing act. The right people must be available at the right time with Power BI experts who understand the art of the possible being a must have.

## Onboarding process management

Clear processes reduce confusion and enhance collaboration. Properly onboarded staff contribute to success by quickly integrating into the team and understanding their roles.

## Hypercare service reports

The post-implementation support phase of hypercare is critical. Service reports track issues, resolutions and user feedback.

## User communications status

Regular communication with users is non-negotiable. It minimizes resistance to this change and ensures that users are engaged and feel a sense of responsibility for the project's success.

## Training compliance reports

A training calendar should be the baseline with coordination of training sessions strictly managed. The whole process should not feel alien to how the organization already delivers training.

## Net Promoter Score (NPS) and user surveys

Measuring the new Power BI user base satisfaction through NPS and surveys provides valuable insights that should be used in communications to support user adoption.

## Transition management

Transitioning from project delivery to operations requires finesse. Transition management activities bridge the gap, ensuring that the project's legacy lives on beyond its delivery phase

# Key considerations for the project sponsor



## Ignoring the extended benefits of Power BI

- Power BI's *Analyze in Excel* feature gives users a connection to the data with an ease-of-use through a tool they know well, without the downsides of traditional Excel like the error-prone, manual data refreshes.
- Similarly, if users want reports sourced from large SQL queries with large tables that can be printed easily, *Paginated Reports* easily allow data to 'flow' from page to page.



## Keeping the status quo on ownership of the process

- Migrating to Power BI is a chance to make a break from the stereotypical BI hurdles, including traditional gatekeepers, bottlenecks and silos of data.
- As project sponsor, you have the opportunity to refresh your governance model.
- Power BI allows for a mitigation between these issues. It's easy to use, and affordable to deploy it to a larger number of users while also providing the tools you need to avoid the problems of siloed data.



## Attempting to recreate the exact same functionality

- When building a Power BI report to replace an existing report, avoid the mantra of creating reports in a "lift 'n shift" manner.
- The focus with Power BI is on understanding the business problem the report is trying to solve and ideally, implementing a solution using native Power BI functionality.



## Misunderstanding how Power BI works with your data

- While your other BI tools may be report-based tool, Power BI is a model-based tool.
- With Power BI, a semantic data model is built first which allows for building reports and calculations in a quicker and easier fashion.



## Implementation support

- Internal citizen developers and data scientists can be born out of your migration project. Make sure you carefully design your training and adoption plan.
- Low user adoption caused by the fragmented previous landscape should be overcome, resulting in new reinvigorated users. Your support model may require a Power BI center of excellence to ensure your benefits case is realized by this total population of users, and not just the power user base.

# Nobody knows Power BI like Avanade

We help organizations make data-driven decisions, everyday

## Power BI Champions network

A community of experts that evangelizes architecture best practices, solution quality and cost efficiencies



550+

Data & Analytics customers across all industries

## Power Platform expertise

Unmatched technical expertise and integration capabilities



1000+

Projects implemented on Power Platform

## Power Factory approach

An agile delivery approach for Power BI governance across business and IT



2700+

Trained Power Platform professionals

## Power BI Center of Excellence

A robust operating model with governance and security to help you maximize value



150+

Visualisation projects implemented

# Value you can count on

You know your business.

Avanade knows data.

Your people are busy running your business. Bring in the experts who have the ability and skills to help improve productivity and deliver your vision.

In return, you'll gain confidence and trust as we help you unlock the value of your data, realize the promise of AI and make your company processes and experiences more intelligent.

## Data platform optimization

Our people unpick complex challenges and help business unlock and accelerate the value of technology. This expertise is packaged into variety of tools that enable clients accelerate their transformation.

## Solutioning expertise

Our people are deeply skilled – whether your challenge is rooted in the complexity of data strategy, technology adoption, security, architecture, or governance, we can help you to define direction, build comprehensive plans, and start to execute at pace.

## Local and global delivery

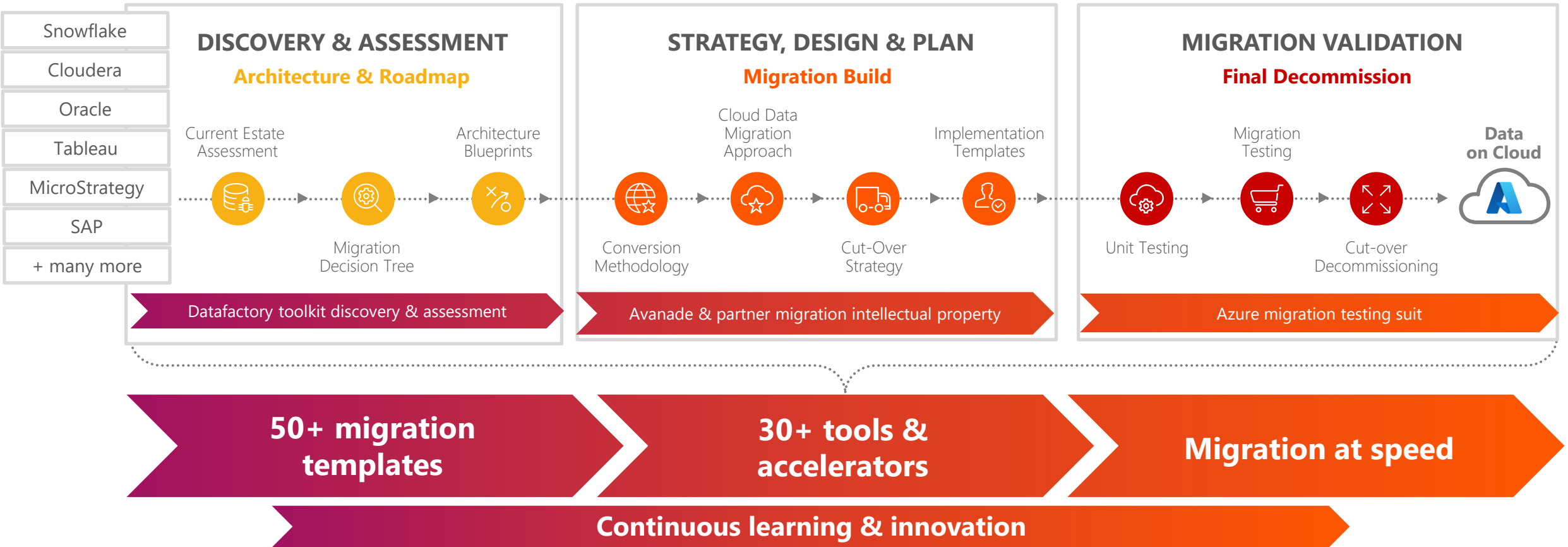
We understand that keeping the lights on whilst building and executing on forward thinking strategies can be demanding – we provide our experts into our clients' business to accelerate key initiatives and solve complex problems quickly.

## Industry Accelerators

Our work across multiple industries and technologies allows us to provide valuable insights – whether this be industry, technology, geography specific, we can deploy assets and our accelerators to suit your needs and deliver business value for today – whilst getting you ready for tomorrow.

# A proven partner to complete data modernization

We have data migration pathways to help you take advantage of Avanade's dedicated data migration factory to accelerate any data migration.



# Get started today

An Avanade Data Strategy Workshop is a great way to initiate or further your data journey, helping to ensure that your investment in data modernization with Azure delivers optimal business value and benefit. To learn more or to engage with an Avanade solution architect, contact us today.

## North America

Seattle  
America@avanade.com

## South America

Sao Paulo  
AvanadeBrasil@avanade.com

## Asia-Pacific

Australia  
AsiaPac@avanade.com

## Europe

London  
Europe@avanade.com

## A special thanks:

Avanade would like to thank the team of data experts for their effort, support and contribution on this point of view, in particular our Microsoft MVPs and Databricks Technical Champions. We would also like to thank all non-Avanade contributors, who helped provide the supporting research we have used and referenced to bring this point of view to life, in particular the Barcelona Supercomputing Center, TCP and GigaOM.

## About Avanade

Avanade is the leading provider of innovative digital, cloud and advisory services, industry solutions and design-led experiences across the Microsoft ecosystem. Every day, our 60,000 professionals in 26 countries make a genuine human impact for our clients, their employees and their customers. We have been recognized, together with our parent Accenture, as Microsoft's Global SI Partner of the Year more than any other company. With the most Microsoft certifications (60,000+) and 18 (out of 18) Gold-level Microsoft competencies, we are uniquely positioned to help businesses grow and solve their toughest challenges. We are a people first company, committed to providing an inclusive workplace where employees feel comfortable being their authentic selves. As a responsible business, we are building a sustainable world and helping young people from underrepresented communities fulfill their potential. Majority owned by Accenture, Avanade was founded in 2000 by Accenture LLP and Microsoft Corporation. Learn more at [www.avanade.com](http://www.avanade.com). ©2023 Avanade Inc. All rights reserved. The Avanade name and logo are registered trademarks in the U.S. and other countries. Other brand and product names are trademarks of their respective owners.